

DURABILT

INDUSTRIES, LLC



HCI2 SERIES RAKE Parts Breakdown



06/06/16

DURABILT INDUSTRIES, LLC - 1708 AIRPORT ROAD
POCAHONTAS ARKANSAS 72455




18

RAKE WHEEL PARTS PAGE 10
RAKE ARM PARTS PAGE 6,7

HYDRAULIC PARTS PAGES 8,9

WARNING DECALS
PAGES 12,13



14

WHEEL AND HUB PARTS
#3 THRU #13

15

PIVOT PARTS PAGE 4,5

2

1




16

17

| POSITION | PART NUMBER | DESCRIPTION | QTY |
|----------|----------------------------|--|-----|
| 1 | 407270 300688 | CLEVIS HITCH (welded hitch clevis) CLEVIS HITCH (cast hitch clevis) | 1 |
| 2 | 300504 | JACK 10" SIDE CRANK | 1 |
| 3 | 300148 | HUB ASSEMBLY COMPLETE (BRGS, CAP AND SEAL) | 2 |
| 4 | 300107 | GREASE SEAL | 2 |
| 5 | 300599 | INNER BEARING | 2 |
| 6 | 300332 | INNER BEARING RACE | 2 |
| 7 | 300398 | OUTER BEARING | 2 |
| 8 | 300426 | OUTER BEARING RACE | 2 |
| 9 | 300585 | SPINDLE NUT, WASHER, COTTER PIN KIT | 2 |
| 10 | 300698 | DUST CAP | 2 |
| 11 | 300341 | WHEEL STUD | 10 |
| 12 | 220085 | LUG NUT | 10 |
| 13 | 300690 | TIRE AND WHEEL ASSEMBLY | 2 |
| 14 | 260048 260049 260050 | HCI-8 DECAL HCI-10 DECAL HCI-12 DECAL | 2 |
| 15 | 260010 | DURABILT RAKING SYSTEM DECAL | 2 |
| 16 | 260008 | DURABILT DECAL (LH rear of frame) | 1 |
| 17 | 260024 | MADE IN USA DECAL (RH rear of frame) | 1 |

| POSITION | PART NUMBER | DESCRIPTION | QTY |
|----------|-------------|----------------------------|-----|
| 18 | 260040 | MAXIMUM SAFE TOWING DECAL | 1 |
| | 260041 | USE WARNING FLASHERS DECAL | 1 |
| | | | |
| | | | |
| | | | |
| | | | |
| | | | |
| | | | |
| | | | |
| | | | |
| | | | |
| | | | |
| | | | |
| | | | |

**FOR PAINTED PARTS ADD A
LETTER AFTER THE PART
NUMBER FOR THE COLOR
R=RED
G=GREEN**



| POSITION | PART NUMBER | DESCRIPTION | QTY |
|----------|-------------|---|-----|
| 1 | 612201 | PIVOT ASSEMBLY RH | 1 |
| | 612202 | PIVOT ASSEMBLY LH | 1 |
| 2 | 612211 | PIVOT PIN | 2 |
| 3 | 300656 | PIVOT PIN BUSHINGS | 4 |
| 4 | 300659 | PIVOT PIN O'RINGS | 4 |
| 5 | 220273 | PIVOT PIN RETAINING BOLT | 2 |
| 6 | 220096 | PIVOT PIN RETAINING NUT | 2 |
| 7 | 612304 | INNER WING ANGLE STRUT | 2 |
| 8 | 612301 | OUTER WING ANGLE STRUT | 2 |
| 9 | 612307 | WING ANGLE STRUT RETAINING PIN | 4 |
| 10 | 300385 | WING ANGLE STRUT RETAINING PIN GREASE FITTING | 4 |
| 11 | 220273 | WING ANGLE STRUT PIN RETAINING BOLT | 4 |
| 12 | 220096 | WING ANGLE STRUT PIN RETAINING NUT | 4 |
| 13 | 300685 | WING ANGLE STRUT ADJUSTING PIN | 2 |
| 14 | 300486 | WING ANGLE STRUT ADJUSTING PIN RETAINER | 2 |


| POSITION | PART NUMBER | DESCRIPTION | QTY |
|----------|-------------|------------------------------------|-----|
| 15 | 300649 | WIDTH ADJUSTING PIN | 2 |
| 16 | 300486 | WIDTH ADJUSTING PIN RETAINER | 2 |
| 17 | 612214 | WIDTH ADJUSTING TUBE | 2 |
| 18 | 612415 | WING ATTACHMENT PIN | 2 |
| 19 | 300385 | WING ATTACHMENT PIN GREASE FITTING | 2 |
| 20 | 220273 | WING ATTACHING PIN RETAINING BOLT | 2 |
| 21 | 220091 | WING ATTACHMENT PIN RETAINING NUT | 2 |
| 22 | 300385 | GREASE FITTING ¼" DRIVE IN | 4 |
| | 260011 | GREASE DAILY DECAL | 4 |
| | | | |
| | | | |
| | | | |
| | | | |

**FOR PAINTED PARTS ADD A LETTER AFTER THE PART NUMBER FOR THE COLOR
R=RED
G=GREEN**



| POSITION | PART NUMBER | DESCRIPTION | QTY |
|----------|-------------|---|--------------|
| 1 | 300649 | FRONT WHEEL ARM RETAINING PIN | 2 |
| | 300486 | FRONT WHEEL ARM RETAINING PIN RETAINER CLIP | 2 |
| 2 | 600161 | INDEPENDENT WHEEL ARM RH | 3 OR 4 |
| | 600347 | INDEPENDENT WHEEL ARM RH FRONT (10 AND 12 WHEEL ONLY) | 1 |
| | 600162 | INDEPENDENT WHEEL ARM RH REAR | 1 |
| | 600163 | INDEPENDENT WHEEL ARM LH | 3 OR 4 |
| | 600348 | INDEPENDENT WHEEL ARM LH FRONT (10 AND 12 WHEEL ONLY) | 1 |
| | 600164 | INDEPENDENT WHEEL ARM LH REAR | 1 |
| 3 | 612418 | MAIN ARM RH 8 WHEEL | 1 |
| | 612419 | MAIN ARM LH 8 WHEEL | 1 |
| | 612420 | MAIN ARM RH 10 WHEEL | |
| | 612421 | MAIN ARM LH 10 WHEEL | |
| | 612401 | MAIN ARM RH 12 WHEEL | |
| | 612402 | MAIN ARM LH 12 WHEEL | |
| 4 | 300580 | SINGLE RAKE WHEEL ARM SPRING | 8, 10 OR 12 |
| 5 | 220258 | EYE BOLT | 10,12 OR 14 |
| | 220072 | EYE BOLT NUT | 20, 24 OR 28 |


| POSITION | PART NUMBER | DESCRIPTION | QTY |
|----------|-------------|-----------------------------------|-------------|
| 6 | 220007 | WHEEL ARM RETAINING BOLT | 6, 8 OR 10 |
| | 220093 | WHEEL ARM RETAINING BOLT LOCK NUT | 6, 8 OR 10 |
| 7 | 300385 | GREASE FITTING ¼" DRIVE IN | 8, 10 OR 12 |
| | 260011 | GREASE DAILY DECAL | 8, 10 OR 12 |
| | | | |
| | | | |
| | | | |
| | | | |
| | | | |
| | | | |
| | | | |
| | | | |
| | | | |
| | | | |
| | | | |
| | | | |
| | | | |
| | | | |
| | | | |
| | | | |
| | | | |
| | | | |
| | | | |
| | | | |
| | | | |





| POSITION | PART NUMBER | DESCRIPTION | QTY |
|----------|-------------|---|-----|
| 1 | 250099 | HYDRAULIC CYLINDER 3X10 | 2 |
| | 250108 | HYDRAULIC CYLINDER REPAIR KIT 3" x 1.25" | |
| 2 | 250101 | HYDRAULIC ELBO 1/2 NPT M, 3/8 JIC FS90 | 2 |
| 3 | 250076 | HYDRAULIC ADAPTER 3/8" NPT M, 3/8"JIC M | 4 |
| 4 | 250103 | HYDRAULIC BALL VALVE 3/8"NPT | 2 |
| 5 | 250069 | HYDRAULIC ADAPTER 1/2"NPT M, 3/8"JIC M W/RESTRICTOR | 2 |
| 6 | 250146 | HYDRAULIC HOSE 1/4"X 24" | 4 |
| 7 | 250148 | HYDRAULIC HOSE 1/4"X 226" (12 WHEEL RAKE) | 2 |
| | 250147 | HYDRAULIC HOSE 1/4"X 190" (8 AND 10 WHEEL RAKE) | 2 |
| 8 | 300042 | HYDRAULIC HOSE CLAMP ASSEMBLY 1/4" DOUBLE | 5 |
| 9 | 250070 | HYDRAULIC CROSS 3/8"JIC | 2 |
| 10 | 250077 | HYDRAULIC CAP 3/8"JIC | 2 |
| 11 | 250095 | HYDRAULIC ADAPTER 1/2"NPT M, 3/8"JIC M | 2 |
| 12 | 250007 | HYDRAULIC MALE QUICK COUPLER (PIONEER) | 2 |
| 13 | 250100 | HYDRAULIC CHECK VALVE ASSEMBLY | 2 |

**FOR PAINTED PARTS ADD A
LETTER AFTER THE PART
NUMBER FOR THE COLOR
R=RED
G=GREEN**

| POSITION | PART NUMBER | DESCRIPTION | QTY |
|----------|------------------|--|-----|
| 1 | 300145 | RAKE WHEEL HUB COMPLETE | |
| | 300556 | OUTER BEARING | |
| | 300557 | INNER BEARING | |
| | 300414 | GREASE SEAL | |
| | 300413 | DUST CAP | |
| 2 | 220056 220278 | 10mm RAKE WHEEL ATTACHMENT BOLT 3/8" RAKE WHEEL ATTACHMENT BOLT | 6 |
| 3 | 220165 220172 | 10mm RAKE WHEEL ATTACHMENT LOCK WASHER 3/8" RAKE WHEEL ATTACHMENT LOCK WASHER | 6 |
| 4 | 220089 220071 | 10mm RAKE WHEEL ATTACHMENT NUT 3/8" RAKE WHEEL ATTACHMENT NUT | 6 |
| 5 | 300213 | RAKE WHEEL COMPLETE RH | |
| | 300166 | RAKE WHEEL COMPLETE LH | |
| 6 | 300492 | RAKE WHEEL TINE | |
| 7 | 300412 | RAKE WHEEL TINE CLAMP | |
| | 220249 | RAKE WHEEL TINE CLAMP BOLT | |
| | 220089 | RAKE WHEEL TINE CLAMP NUT | |



| POSITION | PART NUMBER | DESCRIPTION | QTY |
|----------|-------------|--|-----|
| | 606020 | DURAWHEEL COMPLETE 57" FITS RH & LH | |
| | 300714 | DOUBLE RUBBER RAKE TINE | |
| | 300715 | WIND GUARD FOR 57" DURAWHEEL (PLASTIC) | |
| | 606000 | STEEL WHEEL FRAME 57" DURAWHEEL | |



| POSITION | PART NUMBER | DESCRIPTION | QTY |
|----------|--------------------|---|-----|
| 1 | 612511R 612511G | MOUNT BASE (DESIGNATE COLOR) | 1 |
| | 220036 | MOUNT BASE BOLT | 4 |
| | 220098 | MOUNT BASE NUT | 4 |
| 2 | 612501R | SPLITTER WHEEL ARM (RED) | 1 |
| | 612501G | SPLITTER WHEEL ARM (GREEN) | 1 |
| 3 | 612415R 612415G | WHEEL ARM PIN | 1 |
| | 220273 | WHEEL ARM PIN RETAINER BOLT | 1 |
| | 220096 | WHEEL ARM PIN RETAINER NUT | 1 |
| 4 | 250125 | HYDRAULIC CYLINDER 2" X 4" | 1 |
| | 250107 | HYDRAULIC CYLINDER REPAIR KIT 2" CYLINDER | 1 |
| 5 | 612514 | CYLINDER PIN | 2 |
| | 300577 | CYLINDER PIN RETAINERS | 2 |
| 6 | 250074 | HYDRAULIC HOSE | 2 |
| | 300042 | HYDRAULIC HOSE CLAMP ASSEMBLY 3/4" DOUBLE | 1 |

| POSITION | PART NUMBER | DESCRIPTION | QTY |
|----------|------------------|--|-----|
| 7 | 250103 | BALL VALVE 3/8" | 1 |
| 8 | 250143 | ADAPTER 3/8" NPT MALE X 3/8" JIC MALE WITH RESTRICTOR | 1 |
| 9 | 250076 | ADAPTER 3/8" NPT MALE X 3/8" JIC MALE | 3 |
| 10 | 250149 | ADAPTER 3/8" NPT MALE X 3/8" JIC FEMALE SWIVEL | 1 |
| 11 | 300697 | RAKE WHEEL RH SPLITTER | 1 |
| | 300696 | RAKE WHEEL LH SPLITTER | 1 |
| | 300704 | SPLITTER RAKE WHEEL TINE | 1 |
| | 300412 | SPLITTER WHEEL TINE CLAMP | 1 |
| 12 | 220249 | SPLITTER WHEEL TINE CLAMP BOLT | 1 |
| | 220089 | SPLITTER WHEEL TINE CLAMP NUT | 1 |
| | 300586 | RAKE WHEEL HUB ASSEMBLY (HUB PARTS SEE PAGE 10) | 2 |
| 14 | 220056 220278 | 10mm RAKE WHEEL ATTACHING BOLT 3/8" RAKE WHEEL ATTACHING BOLT | 12 |
| | 220089 220071 | 10mm RAKE WHEEL ATTACHING NUT 3/8" RAKE WHEEL ATTACHING NUT | 12 |
| 16 | 220165 220172 | 10mm RAKE WHEEL ATTACHING LOCK WASHER 3/8" RAKE WHEEL ATTACHING LOCK WASHER | 12 |

DURAWHEEL SPLITTER WHEEL

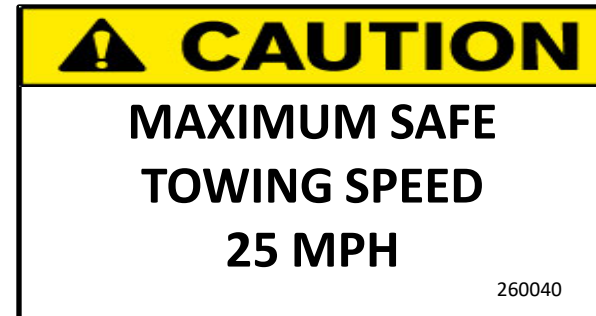
| POSITION | PART NUMBER | DESCRIPTION | QTY |
|----------|-------------|--|-----|
| | 606030 | Durawheel rake wheel 38" complete w/ wind guard | |
| | 606010 | Steel frame for 38" Durawheel | |
| | 300725 | Wind guard 38" Durawheel (plastic) | |
| | 300714 | Double rubber rake tooth | |
| | 220071 | 3/8" nut | |
| | 220278 | 3/8" x 1-1/4" bolt (same size bolt holds wheel to hub and tine to wheel) | |
| | 220172 | 3/8" lock washer | |

(located on top of tongue at hitch clevis)



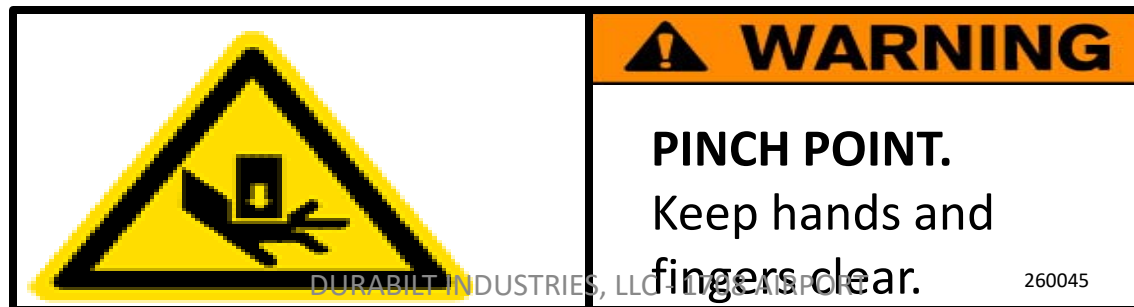
260041

(located on top of tongue at hitch clevis)



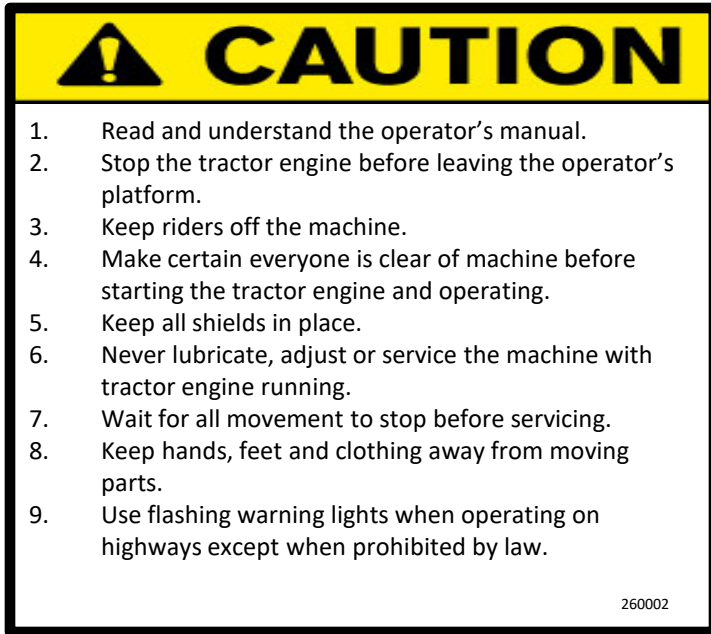
260040

(located on top of frame in front of hydraulic cylinders)



260045

(RH side of tongue opposite jack)

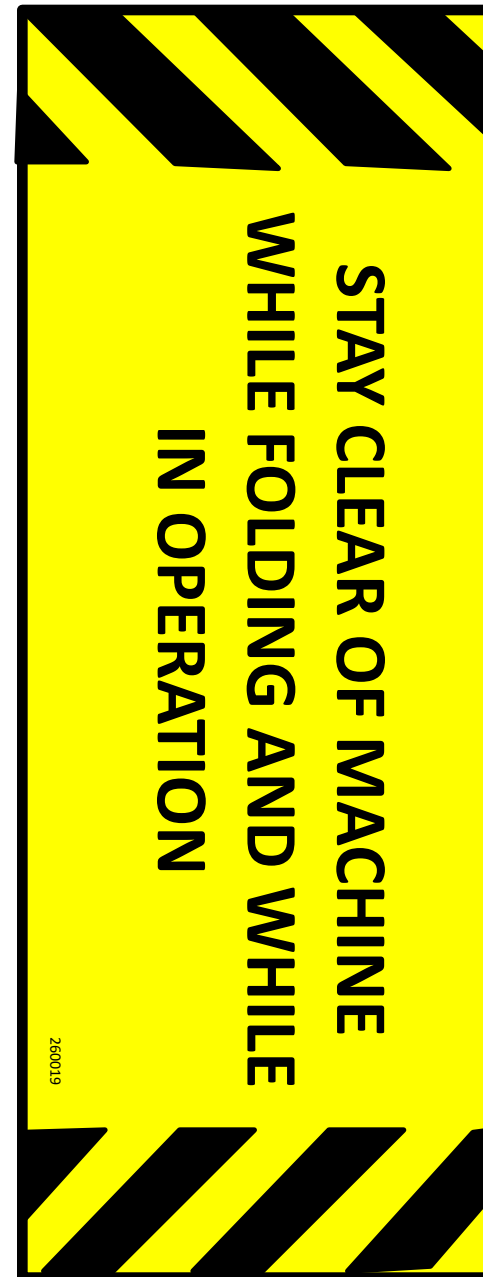


CAUTION

1. Read and understand the operator's manual.
2. Stop the tractor engine before leaving the operator's platform.
3. Keep riders off the machine.
4. Make certain everyone is clear of machine before starting the tractor engine and operating.
5. Keep all shields in place.
6. Never lubricate, adjust or service the machine with tractor engine running.
7. Wait for all movement to stop before servicing.
8. Keep hands, feet and clothing away from moving parts.
9. Use flashing warning lights when operating on highways except when prohibited by law.

260002

260002



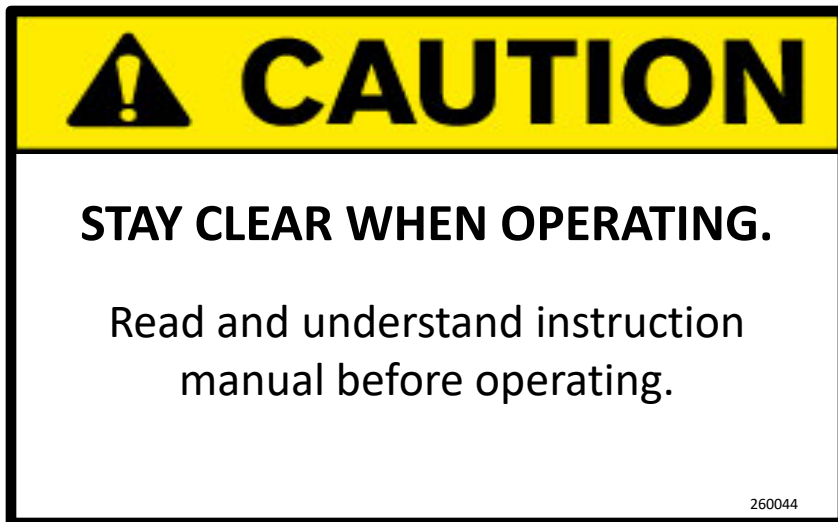
**STAY CLEAR OF MACHINE
WHILE FOLDING AND WHILE
IN OPERATION**

260019

(Front of wing adjuster tube left side of pin hole and
Underside of wing on triangle plate right side up when
folded in transport position)

260019

(Front of pivot assy. right side up when rake is in working position)



CAUTION

STAY CLEAR WHEN OPERATING.

Read and understand instruction
manual before operating.

260044

260044

